

Industrial Immersion Heaters

For: Lube Oils,
Hydraulics and
Diesel Fuels

2" Screw Plug
With Fixed-Setting,
Built-In Thermostat (Pg. 23)
or Adjustable
Thermostat (Pg. 25)

Weather Tight
NEMA 4 Enclosure

Models for larger capacities than shown are available. Call factory.

Oil Capacity	HIGH LIMIT THERMOSTAT CONTROL SETTING			Volts	Watts	Amps	Watts Sq. In.
	On 60° F / Off 80° F	On 80° F / Off 100° F	On 100° F / Off 120° F				
SINGLE PHASE — 2" N.P.T. WITH A 12" PROBE LENGTH							
30 to 45 Gallons	E01011W-156A-00	E01011W-158A-00	E01011W-151A-00	120	1000	8.3	17.0
	E01081W-156A-00	E01081W-158A-00	E01081W-151A-00	208	1000	4.8	17.0
	E01021W-156A-00	E01021W-158A-00	E01021W-151A-00	240	1000	4.2	17.0
	E01071W-156A-00	E01071W-158A-00	E01071W-151A-00	277	1000	3.6	17.0
45 to 60 Gallons	E01511W-156A-00	E01511W-158A-00	E01511W-151A-00	120	1500	12.5	17.0
	E01581W-156A-00	E01581W-158A-00	E01581W-151A-00	208	1500	7.2	17.0
	E01521W-156A-00	E01521W-158A-00	E01521W-151A-00	240	1500	6.3	17.0
	E01571W-156A-00	E01571W-158A-00	E01571W-151A-00	277	1500	5.4	17.0
THREE PHASE — 2" N.P.T. WITH A 12" PROBE LENGTH							
30 to 45 Gallons	E01083W-106A-00	E01083W-108A-00	E01083W-101A-00	208	1000	2.8	11.0
	E01023W-106A-00	E01023W-108A-00	E01023W-101A-00	240	1000	2.4	11.0
	E01033W-106A-00	E01033W-108A-00	E01033W-101A-00	380	1000	1.5	11.0
45 to 60 Gallons	E01583W-156A-00	E01583W-158A-00	E01583W-151A-00	208	1500	4.2	17.0
	E01523W-156A-00	E01523W-158A-00	E01523W-151A-00	240	1500	3.6	17.0
	E01533W-156A-00	E01533W-158A-00	E01533W-151A-00	380	1500	2.3	17.0
	E01543W-156A-00	E01543W-158A-00	E01543W-151A-00	480	1500	1.8	17.0
SINGLE PHASE — 2" N.P.T. WITH A 18" PROBE LENGTH							
60 to 90 Gallons	E02011W-156A-00	E02011W-158A-00	E02011W-151A-00	120	2000	16.7	14.0
	E02081W-156A-00	E02081W-158A-00	E02081W-151A-00	208	2000	9.6	14.0
	E02021W-156A-00	E02021W-158A-00	E02021W-151A-00	240	2000	8.4	14.0
	E02071W-156A-00	E02071W-158A-00	E02071W-151A-00	277	2000	7.2	14.0
	E02031W-156A-00	E02031W-158A-00	E02031W-151A-00	380	2000	5.3	14.0
	E02041W-156A-00	E02041W-158A-00	E02041W-151A-00	480	2000	4.2	14.0
THREE PHASE — 2" N.P.T. WITH A 18" PROBE LENGTH							
60 to 90 Gallons	E02083W-156A-00	E02083W-158A-00	E02083W-151A-00	208	2000	5.6	14.0
	E02023W-156A-00	E02023W-158A-00	E02023W-151A-00	240	2000	4.8	14.0
	E02033W-156A-00	E02033W-158A-00	E02033W-151A-00	380	2000	3.0	14.0
	E02043W-156A-00	E02043W-158A-00	E02043W-151A-00	480	2000	2.4	14.0

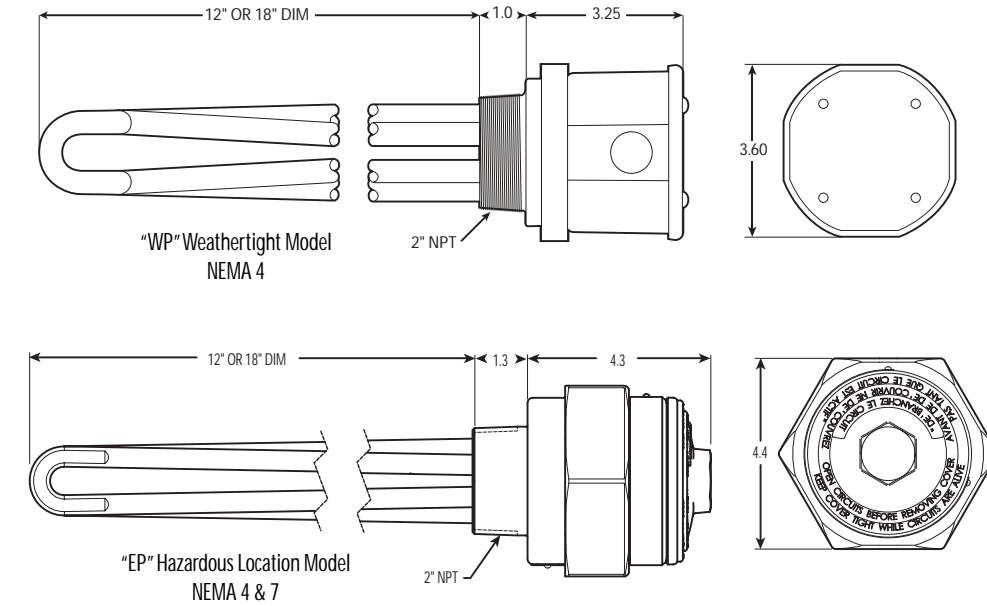
Class I, Group D heaters with thermostat for hazardous locations also available.

Substitute the letter "W" in part number with the letter "E" to specify Class I, Group D heaters.

Industrial Immersion Heaters are also available for coolants and other process heating. Call factory.

Kim Hotstart immersion heaters are complete with a fixed-setting, built-in thermostat (shown below). All models are also available with an adjustable thermostat (pg. 25).

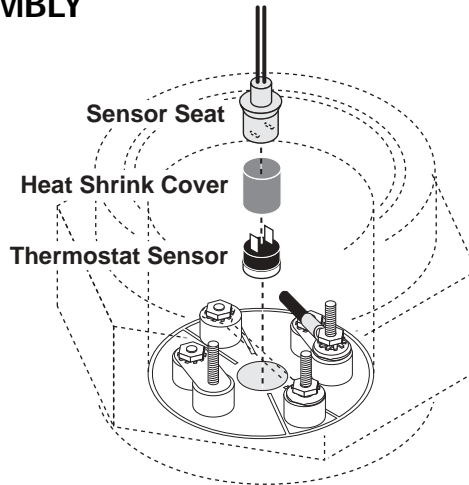
They are ideal for heating hydraulic reservoirs on construction equipment and the sumps of large industrial engines.



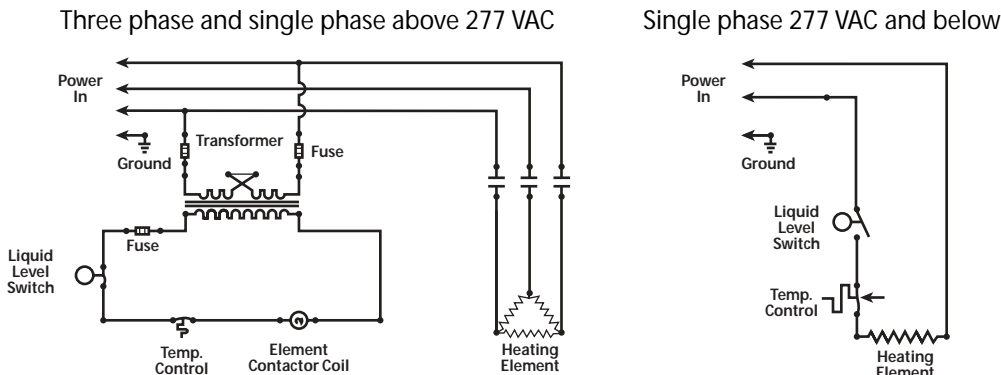
FIXED THERMOSTAT ASSEMBLY

Thermostat assembly shown in "EP" housing.

ELECTRICAL RATING		
15 Amps	at	120 VAC
10 Amps	at	240 VAC
10 Amps	at	277 VAC



TYPICAL WIRING DIAGRAMS



Industrial Immersion Heaters

2" Screw Plug



"WP" Weathertight Model
NEMA 4



"EP" Hazardous Location Model
NEMA 4 & 7

NOTES:

On applications where level of fluid is subject to change, a liquid level switch mounted a minimum of 3 to 4 inches above element is recommended. **Liquid level switch is not included with heater.**

All 380 Volt and 480 Volt heaters must be used in conjunction with contactor and control transformer.

All three phase heaters must be used with a contactor. See pages 31 & 32.

Higher or lower temperature ranges are available. Consult Kim Hotstart.

Industrial Immersion Heaters

V-Clamp Threadless Design

*For: Lube Oils,
Hydraulics and
Diesel Fuels*

*With Fixed-Setting,
Built-In Thermostat (Pg. 23)
or Adjustable
Thermostat (Pg. 25)*

*Weather Tight
NEMA 4 Enclosure*

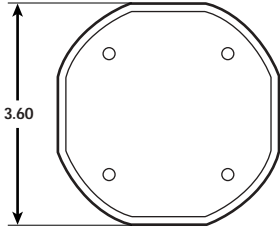
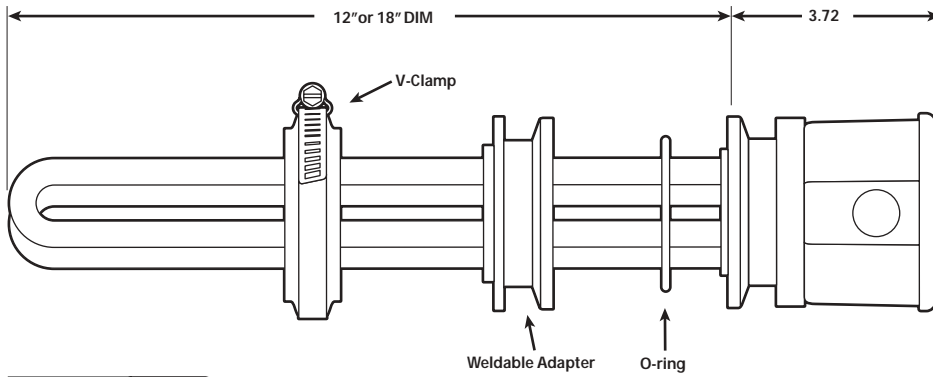
Models for larger capacities than shown are available. Call factory.

Oil Capacity	HIGH LIMIT THERMOSTAT CONTROL SETTING			Volts	Watts	Amps	Watts Sq. In.
	On 60° F / Off 80° F	On 80° F / Off 100° F	On 100° F / Off 120° F				
SINGLE PHASE — WITH A 12" PROBE LENGTH							
30 to 45 Gallons	E01011W-156V-00	E01011W-158V-00	E01011W-151V-00	120	1000	8.3	17.0
	E01081W-156V-00	E01081W-158V-00	E01081W-151V-00	208	1000	4.8	17.0
	E01021W-156V-00	E01021W-158V-00	E01021W-151V-00	240	1000	4.2	17.0
	E01071W-156V-00	E01071W-158V-00	E01071W-151V-00	277	1000	3.6	17.0
45 to 60 Gallons	E01511W-156V-00	E01511W-158V-00	E01511W-151V-00	120	1500	12.5	17.0
	E01581W-156V-00	E01581W-158V-00	E01581W-151V-00	208	1500	7.2	17.0
	E01521W-156V-00	E01521W-158V-00	E01521W-151V-00	240	1500	6.3	17.0
	E01571W-156V-00	E01571W-158V-00	E01571W-151V-00	277	1500	5.4	17.0
THREE PHASE — WITH A 12" PROBE LENGTH							
30 to 45 Gallons	E01083W-106V-00	E01083W-108V-00	E01083W-101V-00	208	1000	2.8	11.0
	E01023W-106V-00	E01023W-108V-00	E01023W-101V-00	240	1000	2.4	11.0
	E01033W-106V-00	E01033W-108V-00	E01033W-101V-00	380	1000	1.5	11.0
45 to 60 Gallons	E01583W-156V-00	E01583W-158V-00	E01583W-151V-00	208	1500	4.2	17.0
	E01523W-156V-00	E01523W-158V-00	E01523W-151V-00	240	1500	3.6	17.0
	E01533W-156V-00	E01533W-158V-00	E01533W-151V-00	380	1500	2.3	17.0
	E01543W-156V-00	E01543W-158V-00	E01543W-151V-00	480	1500	1.8	17.0
SINGLE PHASE — WITH A 18" PROBE LENGTH							
60 to 90 Gallons	E02011W-156V-00	E02011W-158V-00	E02011W-151V-00	120	2000	16.7	14.0
	E02081W-156V-00	E02081W-158V-00	E02081W-151V-00	208	2000	9.6	14.0
	E02021W-156V-00	E02021W-158V-00	E02021W-151V-00	240	2000	8.4	14.0
	E02071W-156V-00	E02071W-158V-00	E02071W-151V-00	277	2000	7.2	14.0
	E02031W-156V-00	E02031W-158V-00	E02031W-151V-00	380	2000	5.3	14.0
	E02041W-156V-00	E02041W-158V-00	E02041W-151V-00	480	2000	4.2	14.0
THREE PHASE — WITH A 18" PROBE LENGTH							
60 to 90 Gallons	E02083W-156V-00	E02083W-158V-00	E02083W-151V-00	208	2000	5.6	14.0
	E02023W-156V-00	E02023W-158V-00	E02023W-151V-00	240	2000	4.8	14.0
	E02033W-156V-00	E02033W-158V-00	E02033W-151V-00	380	2000	3.0	14.0
	E02043W-156V-00	E02043W-158V-00	E02043W-151V-00	480	2000	2.4	14.0

Class I, Group D heaters with thermostat for hazardous locations also available.

Substitute the letter "W" in part number with the letter "E" to specify Class I, Group D heaters.

Industrial Immersion Heaters are also available for coolants and other process heating. Call factory.



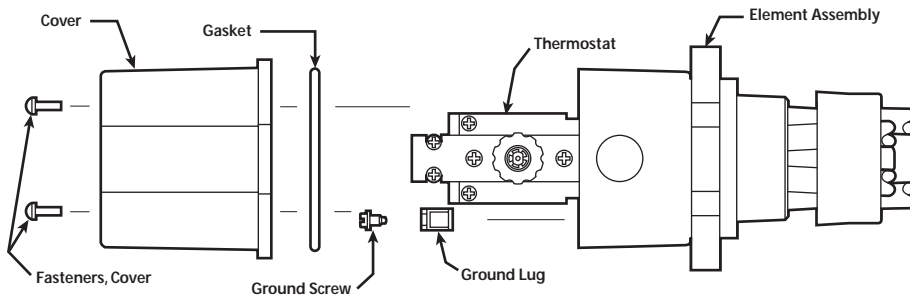
NOTE: Replacement elements supplied with "O" Ring only. For new installations, order kit - P/N VC-SK.

Kit Includes:

- 1 - steel weldable adapter
- 1 - worm-drive V-Clamp
- 1 - "O" Ring

ADJUSTABLE THERMOSTAT ASSEMBLY

TEMPERATURE RANGE	
OFF	70°F to 210°F
ELECTRICAL RATING	
30 Amps	at 125 VAC
30 Amps	at 240 VAC
30 Amps	at 277 VAC
20 Amps	at 480 VAC
Nominal thermal differential is 8°F	



Call Kim Hotstart for complete model number featuring adjustable thermostat.

V-Clamp Industrial Immersion Heater

Threadless Design

Kim Hotstart immersion heaters are complete with a fixed-setting, built-in thermostat (shown on page 23). All models are available with an adjustable thermostat (shown below). Consult factory for model number.

They are ideal for heating hydraulic reservoirs on construction equipment and the sumps of large industrial engines.



"WP" Weathertight Model
NEMA 4



"EP" Hazardous Location Model
NEMA 4 & 7

NOTES:

On applications where level of fluid is subject to change, a liquid level switch mounted a minimum of 3 to 4 inches above element is recommended. **Liquid level switch is not included with heater.**

All 380 Volt and 480 Volt heaters must be used in conjunction with contactor and control transformer.

All three phase heaters must be used with a contactor. See pages 31 & 32.

Higher or lower temperature ranges are available. Consult Kim Hotstart.