

Oil Heaters

Oil Heaters up to 277 V AC meet recognized CSA standards for safety or performance.

To specify temperature range of thermostat, insert code from chart in place of the XX in model number.

Example:

Desired Temp. Range 80° - 100°F
 Model Number: OW2121XX-000
 Order as: OW212108-000

Temperature Range		Code
ON	OFF	
60°F (16C)	80°F (27C)	06
80°F (27C)	100°F (38C)	08
100°F (38C)	120°F (49C)	10

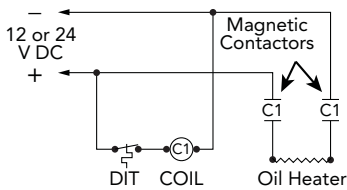
See p.25 for remote thermostat assembly part numbers.



Oil heater with Y-cord and remote thermostat

DC Oil Heaters 12 V and 24 V

When used with a thermostat control, all DC oil heaters must use a DC relay.



12 Vdc/24 Vdc CONTROL BOXES

25 Amps Maximum	12V 24V	JBMC330DC-12V JBMC330DC-24V
-----------------	------------	--------------------------------

Use a thermostat with all lube oil heaters to protect the oil from overheating. Lube oil heaters must always be installed in the sump with the entire heater submerged below the oil level at all times. See page 25 for remote thermostat part numbers.

***NOTE:** If heating gear oil (medium weight viscosity), HOTSTART recommends using low watt density heaters

Oil Capacity	Weathertight Heater Only	Weathertight With Thermostat	Hazardous Location Heater Only	Volts	Watts	Amps	Watts/Sq Inch
3/8" N.P.T. THREAD WITH A 2 1/8" (54mm) PROBE LENGTH							
2 qt. (2L) or Less	OW005100-000	—	—	120	50	.4	20.0
	OW005200-000	—	—	240	50	.2	20.0
1/2" N.P.T. THREAD WITH A 4" (101mm) PROBE LENGTH							
2 - 6 qt. 2 - 5.7L	OW212100-000	OW2121XX-000	OE212100-000	120	125	1.0	24.6
	OW212200-000	OW2122XX-000	OE212200-000	240	125	.5	24.6
3/4" N.P.T. THREAD WITH A 5" (127mm) PROBE LENGTH							
1 - 5 gal. 3.8 - 19L	OW415100-000	OW4151XX-000	OE415100-000	120	150	1.3	14.6*
	OW415200-000	OW4152XX-000	OE415200-000	240	150	.6	14.6*
5 - 15 gal. 19 - 57L	OW430100-000	OW4301XX-000	OE430100-000	120	300	2.6	29.3
	OW430800-000	OW4308XX-000	OE430800-000	208	225	1.1	22.0
	OW430200-000	OW4302XX-000	OE430200-000	240	300	1.2	29.3
1" N.P.T. THREAD WITH A 5 1/4" (133mm) PROBE LENGTH							
1 - 5 gal. 3.8 - 19L	OW615100-000	OW6151XX-000	OE615100-000	120	150	1.3	10.7*
	OW615200-000	OW6152XX-000	OE615200-000	240	150	.6	10.7*
5 - 15 gal. 19 - 57L	OW630100-000	OW6301XX-000	OE630100-000	120	300	2.6	21.4
	OW630800-000	OW6308XX-000	OE630800-000	208	375	1.8	28.0
	OW630200-000	OW6302XX-000	OE630200-000	240	300	1.2	21.4
	—	—	OE630700-000	277	265	1.0	19.0
	—	—	OE630300-000	380	300	1.0	21.4
15 - 30 gal. 57 - 113L	—	—	OE630400-000	480	300	.6	21.4
	OW650100-000	OW6501XX-000	OE650100-000	120	500	4.1	35.7
	OW650800-000	OW6508XX-000	OE650800-000	208	450	2.2	33.0
	OW650200-000	OW6502XX-000	OE650200-000	240	500	2.0	35.7
	OW650700-000	OW6507XX-000	OE650700-000	277	400	1.4	30.0
	—	—	OE650300-000	380	500	1.3	35.7
	—	—	OE650400-000	480	500	1.0	35.7
—	—	OE650500-000	575	500	0.8	35.7	

Weathertight models are furnished with a 4' (1.2m) oil and heat resistant power cord without plug. Hazardous Location models are furnished with 18" (457mm) of lead wire for connection to the power leads in an approved splice box.

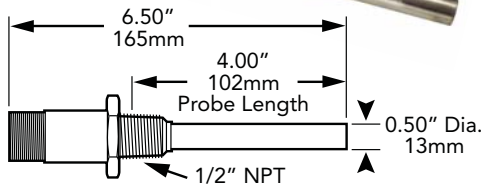
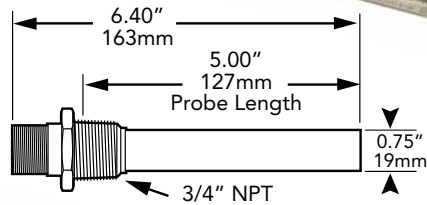
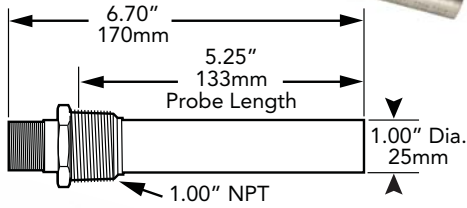
Oil Capacity	Volts	Watts	1/2" NPT with 4" (101mm) Probe Length	3/4" NPT with 4 7/8" (124mm) Probe Length	1" NPT with 5 3/8" (136mm) Probe Length	Amps	Watts Per Square Inch
2 qt. 2.0L or Less	12	75	OW207900-012	OW407900-012	—	6.3	1/2" — 14.7* WSI
	24	75	—	OW407900-024	—	3.1	3/4" — 7.3* WSI
2-6 qt. 2.0-2.7L	24	125	OW212900-024	—	—	5.2	24.6 WSI
1-5 gal. 3.8-19L	12	150	—	OW415900-012	OW615900-012	12.5	3/4" — 14.6* WSI
	24	150	—	OW415900-024	OW615900-024	6.3	1" — 10.7* WSI
5-15 gal. 19-57L	12	300	—	—	OW630900-012	25.0	3/4" — 29.3 WSI
	24	300	—	OW430900-024	OW630900-024	12.5	1" — 21.4 WSI
15-30 gal. 57-113L	24	500	—	—	OW650900-024	20.8	35.7 WSI

12 V DC and 24 V DC oil heaters can be powered directly from the battery, but will drain the battery very rapidly unless charged by an alternator or generator.

Weathertight



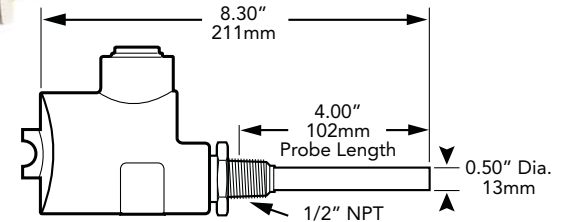
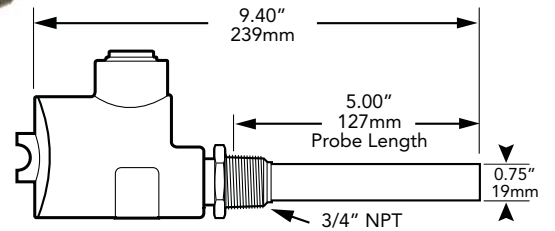
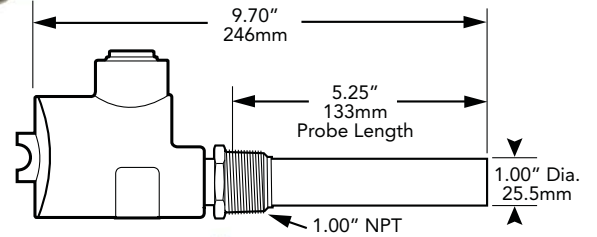
Heater only



Hazardous Location



Heater only

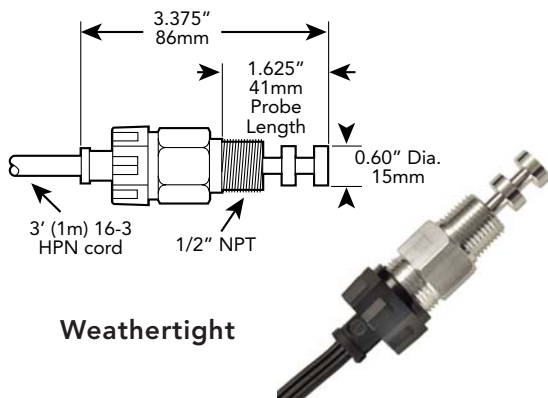


REMOTE THERMOSTATS for OIL HEATERS

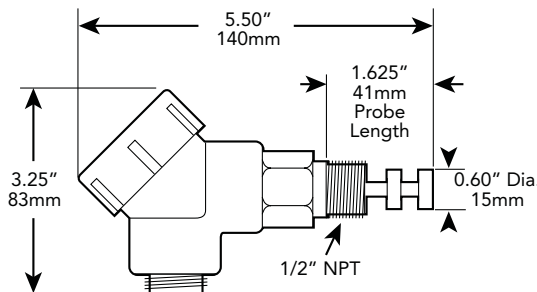
Switch Capacity

Weathertight	Hazardous Location	Temperature Range		Sensing Unit	Thread Size
		ON	OFF		
DIT68	DIT68EP	60°F (16C)	80°F (27C)	LSU-6	1/2" NPT
DIT810	DIT810EP	80°F (27C)	100°F (38C)	LSU-8	1/2" NPT
DIT1012	DIT1012EP	100°F (38C)	120°F (49C)	LSU-10	1/2" NPT
DIT1214	DIT1214EP	120°F (49C)	140°F (60C)	LSU-12	1/2" NPT

120 V - 15amp
 208 V - 10amp
 240 V - 10amp
 277 V - 10amp
 12 V DC } Pilot Duty Only
 24 V DC }



Weathertight



Hazardous Location

