

Thermosiphon Engine Heaters

SB Model
with power cord
Weathertight
Single Phase

1500-2500 Watts



SB Model with power cord
no thermostat



SB Model with thermostat
and power cord

Engine Displacement	Model Number without Thermostat	Model Number with Thermostat see chart 1	Volts	Watts	Phase	Amps
350 - 500cid 5.7 - 8.2L	SB115100-000	SB1151XX-200	120	1500	1	12.5
	SB115800-000	SB1158XX-200	208	1500	1	7.2
	SB115200-000	SB1152XX-200	240	1500	1	6.3
	SB115700-000	SB1157XX-200	277	1500	1	5.4
500 - 600cid 8.2 - 9.8L	SB120100-000	SB1201XX-200	120	2000	1	16.7
	SB120800-000	SB1208XX-200	208	2000	1	9.6
	SB120200-000	SB1202XX-200	240	2000	1	8.3
600 - 800cid 9.8 - 13.1L	SB122100-000	SB1221XX-200	120	2250	1	18.8
	SB125800-000	SB1258XX-200	208	2500	1	12.0
	SB125200-000	SB1252XX-200	240	2500	1	10.4
	SB125700-000	SB1257XX-200	277	2500	1	9.0

Power cord length on all models — 72" (1829 mm)
All 208 V and 277 V models come with cord only - no plug.

CHART 1

Heaters with Thermostats

To specify temperature range of thermostat, insert numerical code from chart in place of the XX in model number.

Example:

Desired Temp. Range: 100° - 120°F

Model Number: SB1151XX-200

Order as: SB115110-200

Temperature Range

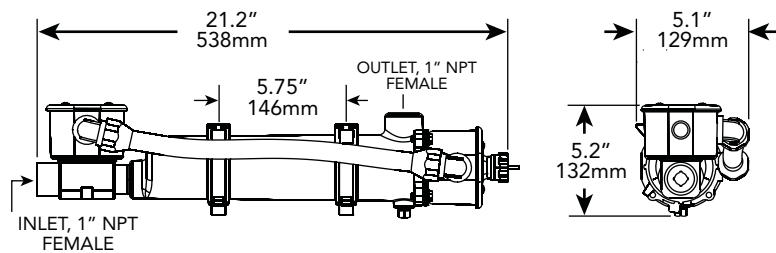
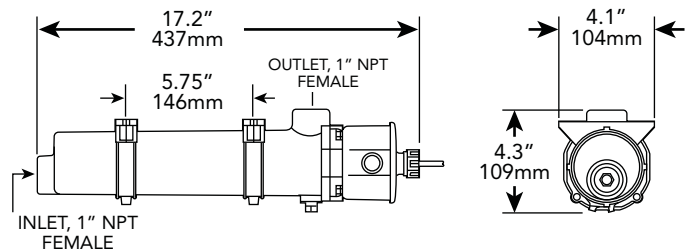
ON	OFF	Numerical Code
80°F (27C)	100°F (38C)	08
100°F (38C)	120°F (49C)	10
120°F (49C)	140°F (60C)	12

Adjustable 90° - 130°F
(32° - 54°C)

Numerical Code

A3

SB Model



Model Number without Thermostat	Model Number with Thermostat see chart 2	Element Replacement	Power Cord
SB115100-000	SB1151XX-200	RESB1151	RHB-1-15
SB115800-000	SB1158XX-200	RESB1158	RHB-WOP
SB115200-000	SB1152XX-200	RESB1152	RHB-2-15
SB115700-000	SB1157XX-200	RESB1157	RHB-WOP
SB120100-000	SB1201XX-200	RESB1201	RHB-1-20
SB120800-000	SB1208XX-200	RESB1208	RHB-WOP
SB120200-000	SB1202XX-200	RESB1202	RHB-2-15
SB122100-000	SB1221XX-200	RESB1221	RHB-1-20
SB125800-000	SB1258XX-200	RESB1258	RHB-WOP
SB125200-000	SB1252XX-200	RESB1252	RHB-2-15
SB125700-000	SB1257XX-200	RESB1257	RHB-WOP

Common Replacement Parts available for all listed heaters	
High Limit Control	HLC-165
Check Valve	RV-M
Element O-ring	TMM-OR
Tank	RTB
Box	RTBSB
Mounting Brackets	RTMMB

Replacement Parts

For thermosiphon engine heaters
SB Model

CHART 2

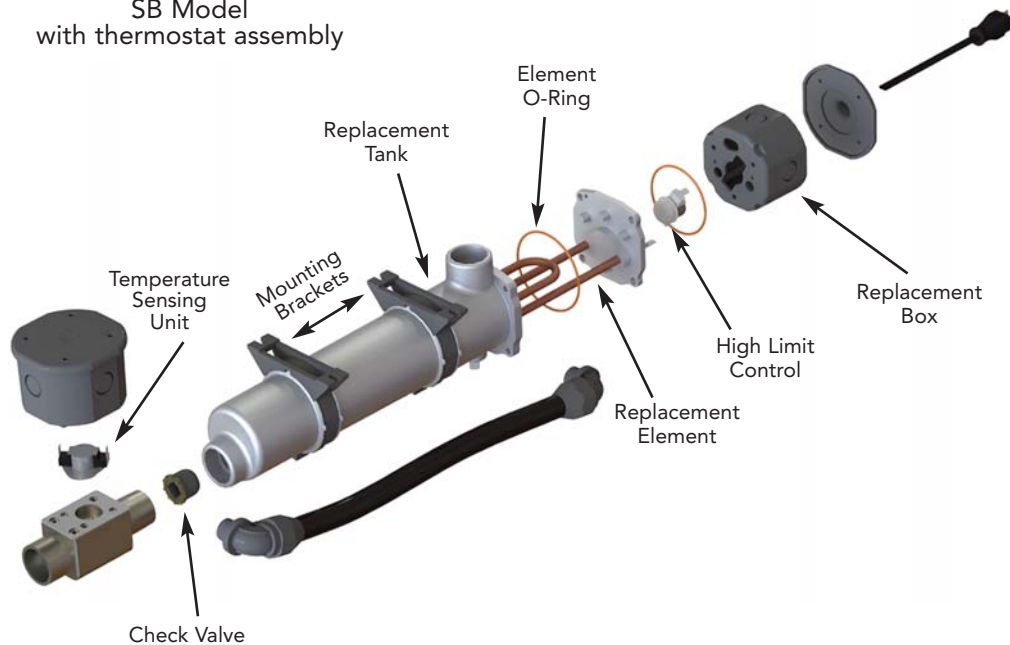
Heaters with Thermostats

Temperature Range		Sensing Unit
ON	OFF	
80°F (27C)	100°F (38C)	FSU8
100°F (38C)	120°F (49C)	FSU10
120°F (49C)	140°F (60C)	FSU12
Adjustable 90° - 130°F (32° - 54°C)		FSU90-130

Example:

Model Number: SB115110-200
T-Stat Replacement: FSU10

SB Model
with thermostat assembly



ADAPTER FITTINGS

For the use of 0.75" or 1" ID heater hose, hose barb adapters are available. See below.

HB-1	1" NPT to 1" hose barb adapter. Installs in 1" NPT female inlet or outlet of the heater.
HB-3/4	1" NPT to 0.75" hose barb adapter. Installs in 1" NPT female inlet or outlet of the heater.

Thermosiphon Engine Heaters

SL Model
with power cord
Weathertight
Single Phase

3000-4000 Watts



SL Model with power cord
no thermostat



SL Model with thermostat
and power cord

Engine Displacement	Model Number without Thermostat	Model Number with Thermostat see chart 1	Volts	Watts	Phase	Amps
800 - 1000cid 13.1 - 16.4L	SL130800-100	SL1308XX-200	208	3000	1	14.4
	SL130200-100	SL1302XX-200	240	3000	1	12.5
	SL130700-100	SL1307XX-200	277	3000	1	10.8
1000 - 1350cid 16.4 - 22.1L	SL140800-100	SL1408XX-200	208	4000	1	19.2
	SL140200-100	SL1402XX-200	240	4000	1	16.7
	SL140700-100	SL1407XX-200	277	4000	1	14.4

Power cord length on all models — 72" (1829mm)
All 208 V and 277 V models come with cord only - no plug.

CHART 1

Heaters with Thermostats

To specify temperature range of thermostat, insert numerical code from chart in place of the XX in model number.

Example:

Desired Temp. Range: 100° - 120°F
Model Number: SL1302XX-100
Order as: SL130210-100

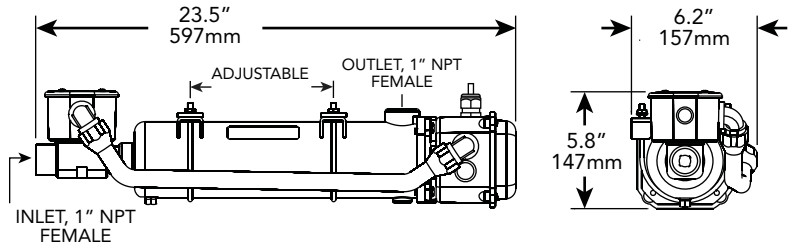
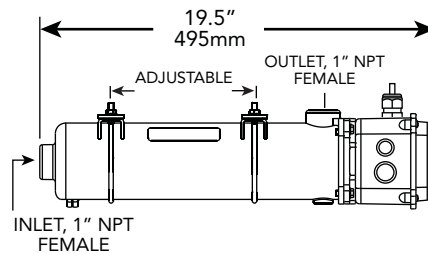
Temperature Range

ON	OFF
80°F (27C)	100°F (38C)
100°F (38C)	120°F (49C)
120°F (49C)	140°F (60C)

Numerical Code

08
10
12
A3

SL Model



Model Number without Thermostat	Model Number with Thermostat see chart 2	Element Replacement	Power Cord
SL130800-100	SL1308XX-200	RESL1308-100	RHL-WOP
SL130200-100	SL1302XX-200	RESL1302-100	RHL-2-15
SL130700-100	SL1307XX-200	RESL1307-100	RHL-WOP
SL140800-100	SL1408XX-200	RESL1408-100	RHL-WOP
SL140200-100	SL1402XX-200	RESL1402-100	RHL-2-20
SL140700-100	SL1407XX-200	RESL1407-100	RHL-WOP

Common Replacement Parts available for all listed heaters	
High Limit Control	HLC-165
Check Valve	RV-M
Element O-ring	TML-OR
Tank	RTL
Box	RTBCL-100
Mounting Brackets	FK7

Replacement Parts

For thermosiphon engine heaters
SL Model

CHART 2

Heaters with Thermostats

Temperature Range		Sensing Unit
ON	OFF	
80°F (27C)	100°F (38C)	FSU8
100°F (38C)	120°F (49C)	FSU10
120°F (49C)	140°F (60C)	FSU12
Adjustable 90° - 130°F (32° - 54°C)		FSU90-130

Example:

Model Number: SL130210-200
T-Stat Replacement: FSU10

ADAPTER FITTINGS

For the use of 0.75" or 1" ID heater hose, hose barb adapters are available. See below.

HB-1	1" NPT to 1" hose barb adapter. Installs in 1" NPT female inlet or outlet of the heater.
HB-3/4	1" NPT to 0.75" hose barb adapter. Installs in 1" NPT female inlet or outlet of the heater.

SL Model
with thermostat assembly

