

Thermosiphon Engine Heaters

SB Model
with power cord
Weathertight
Single Phase

1500-2500 Watts



SB Model with power cord
no thermostat



SB Model with thermostat
and power cord

SL Model
with power cord
Weathertight
Single Phase

3000-4000 Watts



SL Model with power cord
no thermostat



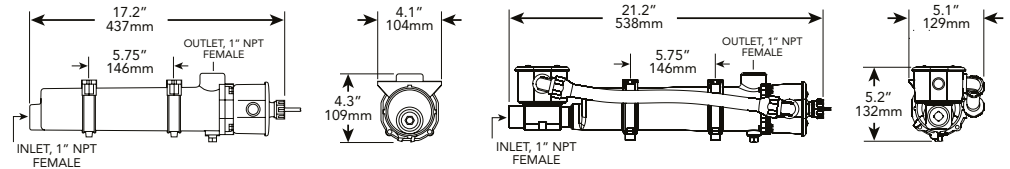
SL Model with thermostat
and power cord

Engine Displacement	Model Number without Thermostat	Model Number with Thermostat see chart 1	Volts	Watts	Phase	Amps
350 – 500 CID 5.7 – 8.2 L	SB115100-000	SB1151XX-200	120	1500	1	12.5
	SB115800-000	SB1158XX-200	208	1500	1	7.2
	SB115200-000	SB1152XX-200	240	1500	1	6.3
500 – 600 CID 8.2 – 9.8 L	SB120100-000	SB1201XX-200	120	2000	1	16.7
	SB120800-000	SB1208XX-200	208	2000	1	9.6
	SB120200-000	SB1202XX-200	240	2000	1	8.3
600 – 800 CID 9.8 – 13.1 L	SB122100-000	SB1221XX-200	120	2250	1	18.8
	SB125800-000	SB1258XX-200	208	2500	1	12.0
	SB125200-000	SB1252XX-200	240	2500	1	10.4

Power cord length: models without thermostat - 36" (914 mm); models with thermostat - 72" (1829 mm)

* 208 V models not UL listed. 208 V models come with cord only - no plug.

SB Model



Engine Displacement	Model Number without Thermostat	Model Number with Thermostat see chart 1	Volts	Watts	Phase	Amps
800 – 1000 CID 13.1 – 16.4 L	SL130800-100	SL1308XX-200	208	3000	1	14.4
	SL130200-100	SL1302XX-200	240	3000	1	12.5
1000 – 1350 CID 16.4 – 22.1 L	SL140800-100	SL1408XX-200	208	4000	1	19.2
	SL140200-100	SL1402XX-200	240	4000	1	16.7

Power cord length: models without thermostat - 36" (914 mm); models with thermostat - 72" (1829 mm)

* 208 V models not UL listed. 208 V models come with cord only - no plug.

SL Model

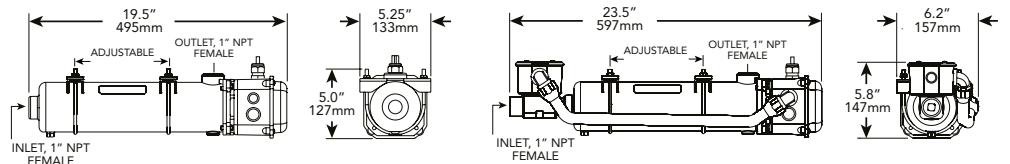


CHART 1

Heaters with Thermostats

To specify temperature range of thermostat, insert numerical code from chart in place of the **XX** in model number.

Example:

Desired Temp. Range: 100° – 120°F
Model Number: SB1151**XX**-200
Order as: SB1151**10**-200

Temperature Range

ON OFF

80°F (27°C)	100°F (38°C)
100°F (38°C)	120°F (49°C)
120°F (49°C)	140°F (60°C)

Numerical Code

08
10
12

Replacement Parts

For thermosiphon engine heaters
SB/SL Models

CHART 2

Heaters with Thermostats

Temperature Range		Sensing Unit
ON	OFF	
80°F (27°C)	100°F (38°C)	FSU8
100°F (38°C)	120°F (49°C)	FSU10
120°F (49°C)	140°F (60°C)	FSU12

Example:

Model Number: SB115110-200
T-Stat Replacement: FSU10

ADAPTER FITTINGS

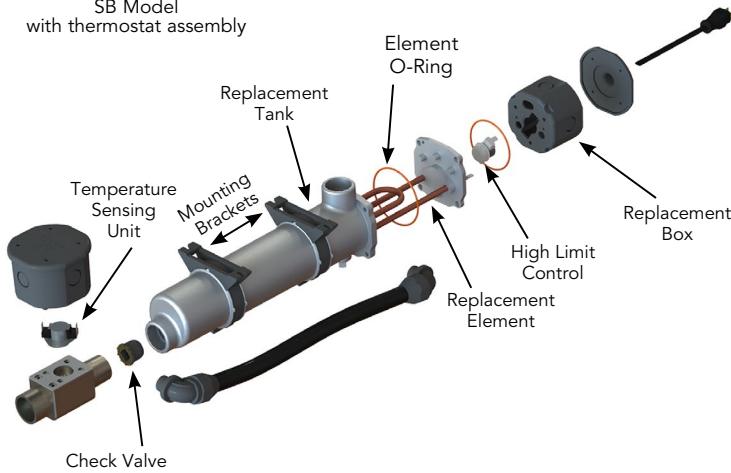
For the use of 0.75" or 1" ID heater hose, hose barb adapters are available. See below.

HB-1	1" NPT to 1" hose barb adapter. Installs in 1" NPT female inlet or outlet of the heater.
HB-3/4	1" NPT to 0.75" hose barb adapter. Installs in 1" NPT female inlet or outlet of the heater.

Model Number without Thermostat	Model Number with Thermostat see chart 2	Element Replacement	Power Cord
SB115100-000 SB115800-000 SB115200-000	SB1151XX-200 SB1158XX-200 SB1152XX-200	RESB1151 RESB1158 RESB1152	RHB-1-15 RHB-WOP RHB-2-15
SB120100-000 SB120800-000 SB120200-000	SB1201XX-200 SB1208XX-200 SB1202XX-200	RESB1201 RESB1208 RESB1202	RHB-1-20 RHB-WOP RHB-2-15
SB122100-000 SB125800-000 SB125200-000	SB1221XX-200 SB1258XX-200 SB1252XX-200	RESB1221 RESB1258 RESB1252	RHB-1-20 RHB-WOP RHB-2-15

Common Replacement Parts available for all listed heaters	
High Limit Control	HLC-165
Check Valve	RV-M
Element O-ring	TMM-OR
Tank	RTB
Box	RTBSB
Mounting Brackets	RTMMB

SB Model with thermostat assembly



Model Number without Thermostat	Model Number with Thermostat see chart 2	Element Replacement	Power Cord
SL130800-100 SL130200-100	SL1308XX-200 SL1302XX-200	RESL1308-100 RESL1302-100	RHL-WOP RHL-2-15
SL140800-100 SL140200-100	SL1408XX-200 SL1402XX-200	RESL1408-100 RESL1402-100	RHL-WOP RHL-2-20

Common Replacement Parts available for all listed heaters	
High Limit Control	HLC-165
Check Valve	RV-M
Element O-ring	TML-OR
Tank	RTL
Box	RTBCL-100
Mounting Brackets	FK7

SL Model with thermostat assembly

