





## CTM10210-A00 REPLACEMENT PARTS LIST

Part Image	Name	Replacement Part Number	Part Description	Dimensions	Weight
	1 kW Element	RE10210-CTM	CTM REPL ELEM ASM 1000W 240V 100-120F		3 lb (1.4 kg)
	Thermostat	RSU10-TF	SENSING UNIT 1012 W/ 300 THERMOFUSE	5 x 4 x 3 in (127 x 102 x 76 mm)	0.1 lb (0.05 kg)
	Pump	CTM-P	REPL PUMP ASM CTM	4 x 4 x 4 in (102 x 102 x 102 mm)	3 lb (1.4 kg)
	Seal Kit	CTM-SK	KIT CTM SEAL	4 x 4 x 4 in (102 x 102 x 102 mm)	1 lb (0.5 kg)



Corporate &  
 Manufacturing HQ  
 509.536.8660  
[sales@hotstart.com](mailto:sales@hotstart.com)

Hazardous Location  
 Office  
 281.600.3700  
[hazloc@hotstart.com](mailto:hazloc@hotstart.com)

Railroad Office  
 219.648.2448  
[railroad@hotstart.com](mailto:railroad@hotstart.com)

Hotstart United  
 Kingdom  
 +44.0121.809.5436  
[uk@hotstart.com](mailto:uk@hotstart.com)

Hotstart Europe GmbH  
 +49.2203.98137.30  
[europe@hotstart.com](mailto:europe@hotstart.com)

Hotstart Asia Pacific Ltd.  
 +81.3.6902.0551  
[apac@hotstart.com](mailto:apac@hotstart.com)