





CTM15110-A00 REPLACEMENT PARTS LIST

| Part Image | Name | Replacement Part Number | Part Description | Dimensions | Weight |
|---|----------------|-------------------------|---------------------------------------|--------------------------------------|---------------------|
|  | 1.5 kW Element | RE15110-CTM | CTM REPL ELEM ASM 1500W 120V 100-120F | | 3 lb (1.4 kg) |
|  | Thermostat | RSU10-TF | SENSING UNIT 1012 W/ 300 THERMOFUSE | 5 x 4 x 3 in (127 x 102 x 76 mm) | 0.1 lb (0.05 kg) |
|  | Pump | CTM-P | REPL PUMP ASM CTM | 4 x 4 x 4 in (102 x 102 x 102 mm) | 3 lb (1.4 kg) |
|  | Seal Kit | CTM-SK | KIT CTM SEAL | 4 x 4 x 4 in (102 x 102 x 102 mm) | 1 lb (0.5 kg) |



Corporate & Manufacturing HQ
 509.536.8660
sales@hotstart.com

Hazardous Location Office
 281.600.3700
hazloc@hotstart.com

Railroad Office
 219.648.2448
railroad@hotstart.com

Hotstart United Kingdom
 +44.0121.809.5436
uk@hotstart.com

Hotstart Europe GmbH
 +49.2203.98137.30
europe@hotstart.com

Hotstart Asia Pacific Ltd.
 +81.3.6902.0551
apac@hotstart.com